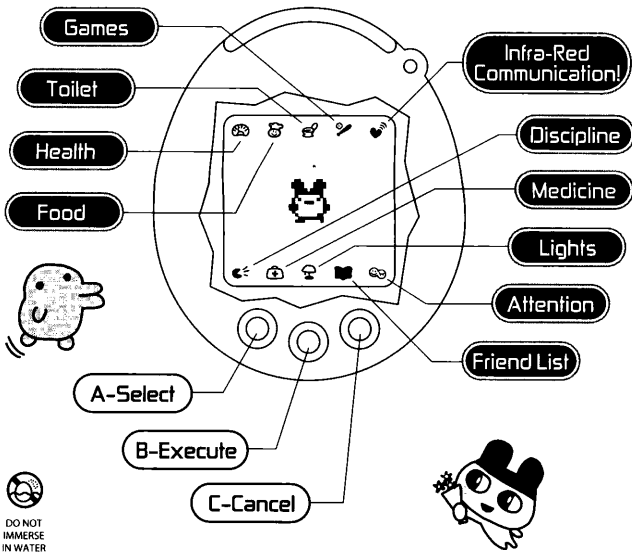


# TAMAGOTCHI CONNECTION



DO NOT IMMERSE IN WATER

**1** Tamagotchi Connection is an interactive virtual pet that will evolve differently depending on how well you take care of it. Play games with it, feed it food and cure it when it is sick and it will develop into a good companion!

Tamagotchi Connection has some special functions!  
**1-** It can communicate with other Tamagotchi friends, play games, and exchange gifts. If you find a compatible friend, you can even raise several generations of Tamagotchi.  
**2-** You can store up to 50 friends' names in your Tamagotchi friend list!  
**3-** It can use, play with or wear the gifts it receives.

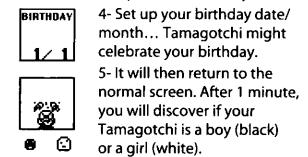
## HOW TO WAKE YOUR TAMAGOTCHI

- 1- Pull out the tab from the side of the casing and Tamagotchi will appear after a long beep.
- 2- To reset, press the Reset Button on the back of the casing with a pointed object such as a pen.
- 3- Set up Time and Date. Press button (B), the time screen will appear. Month, days, hours and minutes will be set up one by one using button (A) to scroll and button (B) to choose/set the correct number.

*NOTE: do not apply too much pressure, especially with a sharp object.*

- 4- Set up your birthday date/month... Tamagotchi might celebrate your birthday.
- 5- It will then return to the normal screen. After 1 minute, you will discover if your Tamagotchi is a boy (black) or a girl (white).

*NOTE: As some special events occur on specific dates, please set up the date carefully.*



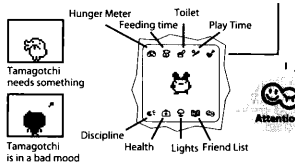
**NAME** 6- Select your Tamagotchi name using button (A) to scroll through the alphabet and button (B) to choose.

Your Tamagotchi name can contain up to 5 letters. Once you have selected a name, you cannot change it.

## THE GROWTH PROCESS

Your Tamagotchi can evolve in different stages depending on how you care for it.

## HOW TO MAKE YOUR TAMAGOTCHI GROW



When Tamagotchi needs something, it calls you with a beep and the Attention icon is highlighted. Check what it needs with the Hunger Meter and play, feed or discipline it.

## 2 HOW TO TAKE CARE OF YOUR TAMAGOTCHI

**HUNGER METER**  
 Select the Hunger Meter Icon with button (A) to check the following information regarding your Tamagotchi: Level of Hunger • Level of Happiness • Level of Discipline • Age • Weight • Name • Gender • Generation.

**LEVEL OF HUNGER/LEVEL OF HAPPINESS**  
 The number of hearts you have indicate your Hunger/Happiness (the more the better!).

**LEVEL OF DISCIPLINE**  
 Number of dots indicates level of discipline (the higher the better!).

**AGE/WEIGHT/NAME**  
 Everyday your Tamagotchi lives it becomes around 1 year older. Keep it healthy and don't allow its weight to increase too much.

**GENDER/GENERATION**  
 Check the gender of your Tamagotchi, boy or girl. Check your Tamagotchi's generation. If your Tamagotchi receives a Tamagotchi egg on the screen, it will become the next generation of your Tamagotchi.

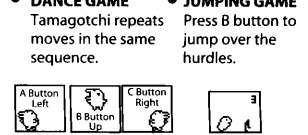
**FEEDING TIME**  
 Press button (A) to select the "Feed Icon". Then press button (B) to choose either meal or snack. Check your Tamagotchi's hunger level before feeding it or it might get sick or become overweight.

**TOILET/FLUSH**  
 When your Tamagotchi makes a mess, press button (A) to select the "Toilet Icon" and use button (B) to clean up.

**PLAY TIME**  
 Press button (A) to select the "Game Icon" and press button (B) to choose either the dance game or the jumping game.

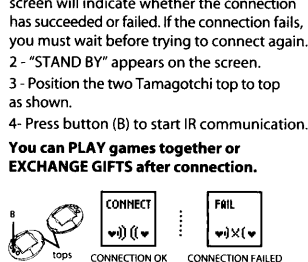
**DANCE GAME**  
 Tamagotchi repeats moves in the same sequence.

**JUMPING GAME**  
 Press B button to jump over the hurdles.



**CONNECTION/COMMUNICATION**  
 (Using IR SENSOR)  
 1- Press button (A) to select the "IR Icon". Then press button (B). The Tamagotchi screen will indicate whether the connection has succeeded or failed. If the connection fails, you must wait before trying to connect again.  
 2- "STAND BY" appears on the screen.  
 3- Position the two Tamagotchi top to top as shown.  
 4- Press button (B) to start IR communication.

You can **PLAY** games together or **EXCHANGE GIFTS** after connection.



**3 EXCHANGE PRESENTS:**  
 One of the connected Tamagotchi may drop a present. See Friend List section to use present. If you connect several times with your favorite Tamagotchi, your relationship level will increase.

**PLAYING GAMES:**  
 Your Tamagotchi will automatically play after selection. Playing games improves the happiness of your Tamagotchi, and increases your chances at winning in future games.  
**Balloon game:** First one that pops the balloon wins the game.  
**Eating game:** First one that eats everything wins the game.

**DEVELOPING RELATIONSHIPS**  
 Your relationships improve and develop the more connections you make with other Tamagotchi. After several connections, you and your favorite partner may become good companions. The female Tamagotchi will leave two Tamagotchi eggs - one on each screen. One of the eggs will stay with the female and the other moves to the male's screen. Now you are ready to start raising the second generation of Tamagotchi.

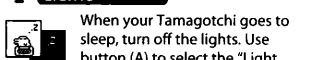
**DISCIPLINE**  
 Sometimes your Tamagotchi can be very naughty or may just need a pat on the back! Use button (A) to select the "Discipline Icon" and button (B) to choose either time out (when naughty) or praise to cheer up your Tamagotchi.

**When to discipline?**  
 - When it calls/beeps even when it's not hungry.  
 - When it refuses food even when it is hungry.

**HEALTH**  
 When the "Skull Icon" appears, your Tamagotchi is sick. Use button (A) to select the "Health Icon" and button (B) to nurse your Tamagotchi back to health. Sometimes it takes more than one dose of medicine!

**LIGHTS**  
 When your Tamagotchi goes to sleep, turn off the lights. Use button (A) to select the "Light Icon" and button (B) to choose "Lights Off".

**FRIEND LIST**  
 Use button (A) to select the "Book Icon" and button (B) to check your list of "friends" and "presents".  
**FRIENDSHIP LEVEL:** Use button (A) to select "friend" and button (B) to choose. Press button (B) again to check your level of friendship. Your friendship level improves the more connections you make with other Tamagotchi. Friendship levels are shown below:



If you connect to more than 50 friends, "SORRY!! LIST FULL" will appear. You must delete one of your friends if you wish to add more. Press button (A) to scroll through your friends. Press button (B) to choose the friend to be deleted. You will be asked to confirm your selection by choosing "YES" followed by "SURE".

**4 PRESENT:** Sometimes your Tamagotchi will receive a special present from another Tamagotchi. You will get to keep this. If you press button (B), your Tamagotchi can play with its present or wear it.

*NOTE: Not all presents can be used with all Tamagotchi characters.*

**THE MATCHMAKER**  
 - When your Tamagotchi grows old without finding a partner, a "matchmaker" may appear to try and find you a partner! If you are unable to find a suitable partner your Tamagotchi will continue to grow old until it passes away.

- You can only raise another generation of Tamagotchi if a suitable partner is found.

- Tamagotchi automatically takes care of the new Tamagotchi, except if it becomes sick. Then you have to nurse it back to health.

- After 24 hours the parent will disappear from the screen, you must then choose a name for the new Tamagotchi. This becomes the second generation of your Tamagotchi. This process will continue as long as you take care of your Tamagotchi and develop good relationships with other Tamagotchi.

**IF YOUR TAMAGOTCHI PASSES AWAY**  
 Your Tamagotchi will pass away if you don't take good care of it. If you want to start again, press and hold buttons (A) and (C) until a new egg appears. It will hatch after a few minutes.

**HOW TO SET UP TIME**  
 - To check time in normal screen mode, press button (B).  
 - To change time, press button (B) to show current time. Press and hold buttons (A) and (C) together until the setting time mode starts.  
 Select 12H or 24H clock format. Press button (A) to select and button (B) to choose/set.

**RESET OPTION**  
**When to reset?**  
 - If it is the first time you have activated your Tamagotchi.  
 - If the screen is not clear, image freezes and does not move after a long time.  
 - When you have changed the battery.

After pressing the reset button, you can choose either "DOWNLOAD" or "RESET". If you select "DOWNLOAD" your Tamagotchi will be restarted from the last major event - waking up, growing up, IR communication.

**NOTE:** You may need to reset the time. If you select "RESET", your Tamagotchi will restart from the very beginning. This will erase all entries (Friends and Gifts) from your friend list.

**5 HOW TO REPLACE BATTERY**  
 Requires 1 CR-2032 3V battery. Using a small screwdriver, turn the screw counter clockwise to loosen. Remove back as shown, and remove the old battery. Insert the new battery as indicated in illustration.

**SOUND ON/OFF**  
 Press and hold buttons (A) and (C) together. Select sound ON or OFF.

**PAUSE MODE**  
**To place Tamagotchi in PAUSE mode:**  
 - Press and hold button "A", then press button "B". "PAUSE" will appear onscreen below your Tamagotchi character. The character will remain "frozen" until taken out of "PAUSE" mode.  
**To take Tamagotchi out of PAUSE mode:**  
 - Press and hold button "A", then press button "B". "PAUSE" will disappear from the screen and your Tamagotchi character will begin to move again.  
 While in PAUSE mode, the clock will continue to run, but Tamagotchi's growth stops until taken out of PAUSE mode.



(NOTE: You will NOT need to change the batteries before using your Tamagotchi for the first time.)  
**CAUTION: Keep batteries away from children. Batteries may be harmful if swallowed.**  
**NOTE: Make sure you use a new battery.**

**CAUTION: PLEASE READ BEFORE PLAYING WITH TOY**  
 • Do not: 1) aim toy at anyone, 2) hit anyone with toy, 3) poke anyone with toy, 4) swing toy at anyone, 5) step on toy.  
 • Be careful not to pinch fingers with hinged parts of toy.

**WARNING: CHOKING HAZARD- Small parts. Not for Children under 3 years.**

**CAUTION: Keep batteries away from children. Batteries may be harmful if swallowed. Requires 1 CR-2032 (3V) battery. Battery included. NOTE: Do not mix old and new batteries. Do not mix alkaline, standard (carbon-zinc) or rechargeable (nickel-cadmium) batteries. Dispose of used batteries properly.**

Conforms to safety standard ASTM F963-03. Color, style and decoration may vary. Distributed by Bandai America Incorporated, 5551 Katella Avenue, Cypress, California 90630. TM & © 2004 Bandai. TAMAGOTCHI, TAMAGOTCHI CONNECTION and all related logos, names and distinctive likenesses thereof are the exclusive property of Bandai. © 2004 Bandai, WIZ. All rights reserved.