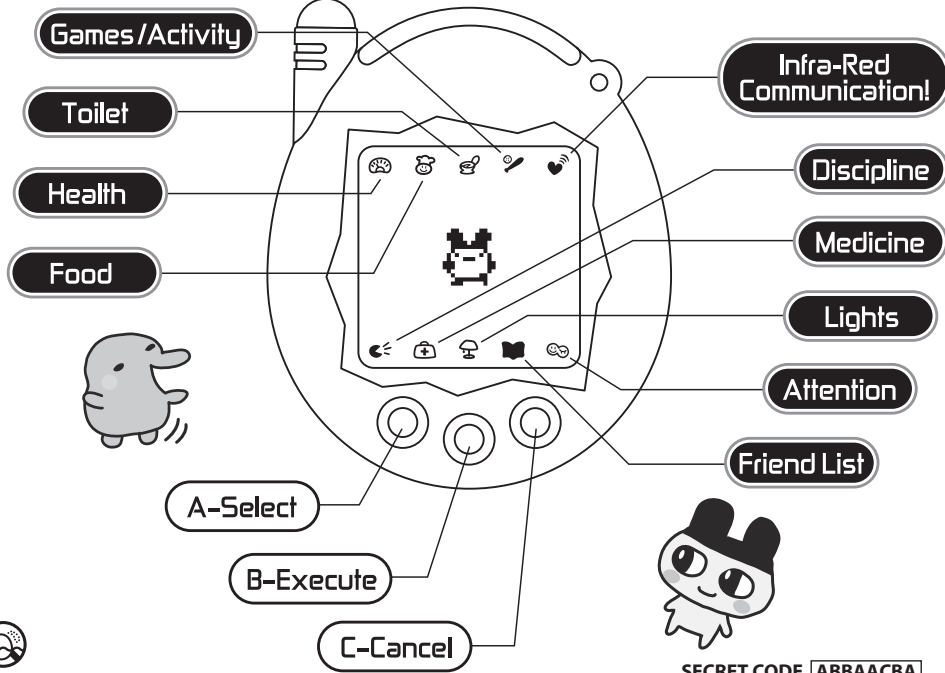





Asst. #19400



DO NOT IMMERSE IN WATER

SECRET CODE **ABBAACBA**

Go to www.tamagotchiconnection.com to find more secret codes.

1 Tamagotchi Connection is an interactive virtual pet that will evolve differently depending on how well you take care of it. Play games with it, cure it when it is sick and it will develop into a good companion!

- Version 3 has some exciting features!
- Using infra-red technology, your Tamagotchi can connect with others to make friends, play games and exchange gifts! Find a compatible friend and you can raise several generations of Tamagotchis.
 - Using Gotchi points, you can buy special foods and new items for your Tamagotchi. See "How to Take Care of Your Tamagotchi" for details.
 - AND... With a new series of passwords, you can visit Tamagotchi Town! Tamagotchi Town (www.tamatown.com) is the virtual world where Tamagotchis live and play. There, you can play games, shop for additional items, travel to foreign destinations, visit your parents, and earn gifts to keep in your Tamagotchi Connection!

HOW TO WAKE YOUR TAMAGOTCHI

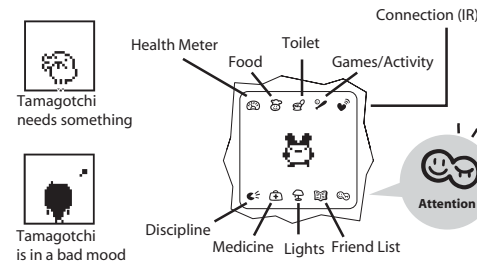
- Pull out the tab from the side of the casing and Tamagotchi will appear after a long beep.
- To reset, press the Reset Button on the back of the casing with a pointed object like a pen. *NOTE: Be careful not to apply too much pressure, especially with a sharp object.*
- To set the date and time, press button (B) and the time screen will appear. Set the month, date, hour and minute by using button (A) to scroll and button (B) to choose/set the correct number. *NOTE: As some special events occur on specific dates, please set up the date carefully.*
- Set your birthday month/date. Tamagotchi might celebrate your birthday!
- Choose a 5 letter user name by using button (A) to scroll through the alphabet and button (B) to choose letters. *NOTE: After selecting a user name, you cannot change it.*
- After returning to the normal screen, you will discover if your Tamagotchi is a boy (dark) or a girl (light).
- Choose a 5 letter name for your Tamagotchi by using button (A) to scroll through the alphabet and button (B) to choose letters. *NOTE: After naming your Tamagotchi, you cannot change it.*

THE GROWTH PROCESS

Your Tamagotchi can evolve in different stages depending on how you care for it.



HOW TO MAKE YOUR TAMAGOTCHI GROW



When Tamagotchi needs something, it calls you with a beep and the Attention icon is highlighted. Check what it needs with the Health Meter and play, feed or discipline it.

2 HOW TO TAKE CARE OF YOUR TAMAGOTCHI

HEALTH METER

Select the "Health Meter Icon" with button (A) to check the following information regarding your Tamagotchi: Level of Hunger/Happiness • Level of Training • Age • Weight • Name • Gender • Generation • Gotchi Points • User Name.



LEVEL OF HUNGER/ HAPPINESS

The number of hearts you have indicates your pet's Hunger and Happiness (the more the better).



LEVEL OF TRAINING

The number of dots indicates your pet's level of training (the higher the better).



AGE/WEIGHT/NAME

Every day your Tamagotchi lives, it becomes 1 year older. Keep it healthy and don't allow its weight to get too high.



GENDER/GENERATION

Check the gender of your Tamagotchi (boy or girl) and its current generation. If your Tamagotchi receives an egg on the screen, it will grow to become the next generation of your Tamagotchi.



GOTCHI POINTS

Check how many Gotchi points you've earned by playing games. Use these Gotchi points to shop.



USER NAME

Check your user name.



FOOD



Press button (A) to select the "Food Icon." Choose from a variety of meals or snacks. Use Gotchi points to buy additional food items and store up to 15 of your Tamagotchi's favorite meals or snacks. But, be careful to feed your Tamagotchi only when it's hungry. Overfeeding it might make it become sick or overweight

TOILET/FLUSH



When your Tamagotchi makes a mess, press button (A) to select the "Toilet Icon" and use button (B) to clean up.

GAMES/ACTIVITY

GAMES

As your Tamagotchi grows through each stage of life, the number of games to play will increase to a total of six games. Press button (A) to select the "Games Icon" and press button (B) to choose a game to play.

GET

Catch the falling music notes and avoid the messes. Use buttons (A) and (C) to move left or right.

BUMP GAME

Bump other Tamagotchis. Press button (B) to select the scaling level of power before meeting your opponent.

FLAG GAME

Watch for the flags appearing on-screen. Using button (A) or (C), move left to right to follow the flags. Beware of the imitation flag!

HEADING GAME

Press button (A) or (C) to move your Tamagotchi left or right. Then, press button (B) to bounce the ball.

MEMORY GAME

Watch the sequence of arrows and then use the buttons to repeat back the pattern. Each round will become more difficult than the last.

SPRINT GAME

Press any button continuously to help your Tamagotchi race to the finish line.



3 ITEMS

Press button (A) to select "Item" and press button (B) to choose an item you want your Tamagotchi to play with. *NOTE: Not all characters can play with all items.*

SHOP

You can purchase special items or food with the Gotchi points you earn. From the "Games/Activity" menu, press button (B) to select "Shop." Scroll through the items available and press button (B) to buy an item. Purchase up to 15 foods to keep in your Meals or Snacks lists and a maximum of 30 items in your Item list.

